

Wall Mounted Enclosures
Steel Range | Stainless Steel
Single door | ASR

IP 66 | TYPE 4X, 12, 13 | IK 10



02

Wall Mounted Enclosures

2

Material:

AISI 304 / AISI 316L pre-grained stainless steel.

Body: 1.2 mm for enclosures with a depth of 155 mm / 1.4 mm for enclosures with a depth of 210 mm / 1.5 mm for enclosures with a depth of 300 or 400 mm, or if a height or width is 1000 mm or greater.

Door: 1.5 mm / 2 mm for enclosures with a height or width of 600 mm or greater.

Mounting plate: 2 mm galvanized steel.

Body:

Folded and seam welded.

Door:

Corner formed in one piece. Surface mounted with 130° opening. Concealed AISI 304 stainless steel hinges with captive pin. Can be mounted to give left or right hand opening. Sealing is ensured by an injected one piece silicone gasket. Located on the inside of the door, are four welded studs for the mounting of equipment profiles.

Lock:

Eldon customized zamak double-bit 3 mm lock with 90° movement and anti-vibration mechanism. 1000 mm high enclosures and above have espagnolette three point locking. Stainless steel lock and other versions are available as accessories.

Mounting plate:

The mounting plate is marked vertically at 10 mm intervals for easy horizontal positioning of equipment. On the top and bottom there are holes to facilitate cable fixing. Fixed onto M8 press welded studs to the rear of the enclosure. All sides from 800 mm and above are strengthened by folded edges. By using the AMG accessory the mounting plate position can be adjusted to any depth.

Cable access:

No gland plate openings as standard to maximise sealing and clean lines.

Protection:

Corresponds with IP 66 | TYPE 4X, 12, 13 | IK 10.

Finish:

240s pre grained stainless steel (average 0.5 micron).

Delivery:

Enclosure with door, mounting plate, metallic key and mounting accessories.

Additional information:

For outdoor environments exposed to precipitation the use of a rain hood is advised, also in environments known for quick temperature changes, consideration to condensation should be taken. Please see the thermal management section.



Dimensional table | ASR

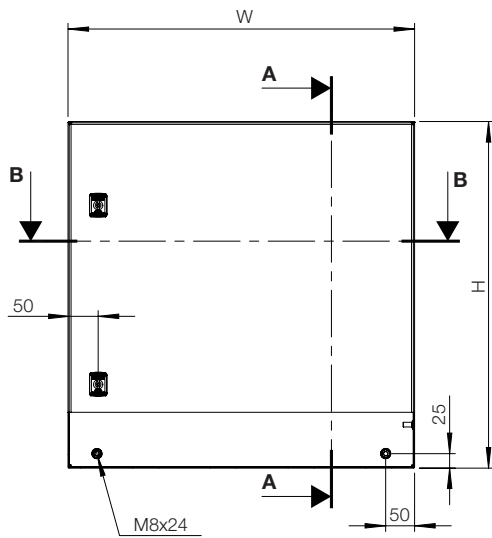
IP 66 | TYPE 4X, 12, 13 | IK 10

With mounting plate


Enclosure dimensions			Mounting plate dimensions		Usable depth	N° of locks	Item no.
H	W	D	h	w	d		
180	240	150	150	190	132	1	ASR0182415
180	240	150	150	190	132	1	ASR0182415-316
240	240	150	210	190	132	1	ASR0242415
240	240	150	210	190	132	1	ASR0242415-316
240	360	150	210	310	132	1	ASR0243615
240	360	150	210	310	132	1	ASR0243615-316
300	200	150	270	150	132	1	ASR0302015
300	200	150	270	150	132	1	ASR0302015-316
360	240	150	330	190	132	1	ASR0362415
360	240	150	330	190	132	1	ASR0362415-316
400	300	150	370	250	132	1	ASR0403015
400	300	150	370	250	132	1	ASR0403015-316
400	300	210	370	250	192	1	ASR0403021
400	300	210	370	250	192	1	ASR0403021-316
400	400	210	370	350	192	1	ASR0404021
400	400	210	370	350	192	1	ASR0404021-316
400	600	210	370	550	192	1	ASR0406021
400	600	210	370	550	192	1	ASR0406021-316
500	400	210	470	350	192	1	ASR0504021
500	400	210	470	350	192	1	ASR0504021-316
500	500	210	470	450	192	1	ASR0505021
500	500	210	470	450	192	1	ASR0505021-316
600	400	210	570	350	192	2	ASR0604021
600	400	210	570	350	192	2	ASR0604021-316
600	600	210	570	550	192	2	ASR0606021
600	600	210	570	550	192	2	ASR0606021-316
600	600	300	570	550	282	2	ASR0606030
600	600	300	570	550	282	2	ASR0606030-316
600	800	300	570	750	282	2	ASR0608030
600	800	300	570	750	282	2	ASR0608030-316
800	600	210	770	550	192	2	ASR0806021
800	600	210	770	550	192	2	ASR0806021-316
800	600	300	770	550	282	2	ASR0806030
800	600	300	770	550	282	2	ASR0806030-316
800	800	300	770	750	282	2	ASR0808030
800	800	300	770	750	282	2	ASR0808030-316
1000	800	300	970	750	282	1*	ASR1008030
1000	800	300	970	750	282	1*	ASR1008030-316
1200	800	300	1170	750	282	1*	ASR1208030
1200	800	300	1170	750	282	1*	ASR1208030-316
1200	800	400	1170	750	382	1*	ASR1208040
1200	800	400	1170	750	382	1*	ASR1208040-316
1400	800	400	1370	750	382	1*	ASR1408040
1400	800	400	1370	750	382	1*	ASR1408040-316

* 3 point espagnolette locking.

Front view

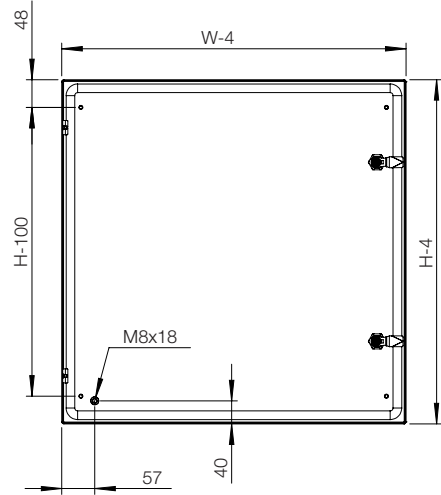


Sectional side view

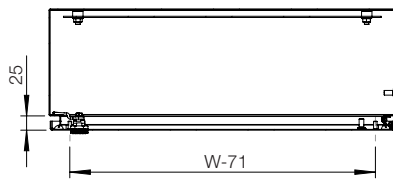


SECTION A-A

Inside door view

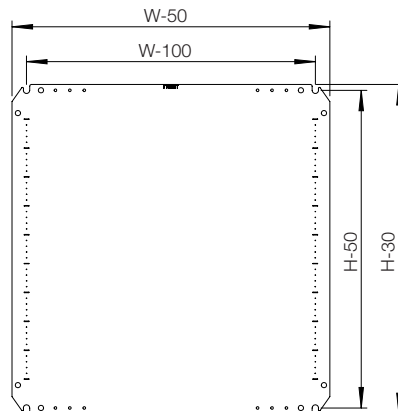


Sectional top view



SECTION B-B

Mounting plate view



Accessories selection matrix I ASR



Enclosure				Mounting				
	H	W	D	Steel mounting plate	Insulated mounting plate	Telequick mounting plate	Depth adjustment kit	Modular chassis
ASR0182415	180	240	150	-	-	-	-	-
ASR0182415-316	180	240	150	-	-	-	-	-
ASR0242415	240	240	150	-	-	-	-	-
ASR0242415-316	240	240	150	-	-	-	-	-
ASR0243615	240	240	150	-	-	-	-	-
ASR0243615-316	240	240	150	-	-	-	-	-
ASR0302015	300	200	150	-	-	-	-	-
ASR0302015-316	300	200	150	-	-	-	-	-
ASR0362415	360	240	150	-	-	-	-	-
ASR0362415-316	360	240	150	-	-	-	-	-
ASR0403015	400	300	150	AMP04030	AMI04030	AMT04030	-	AC04030R5
ASR0403015-316	400	300	150	AMP04030	AMI04030	AMT04030	-	AC04030R5
ASR0403021	400	300	210	AMP04030	AMI04030	AMT04030	AMG210	AC04030R5
ASR0403021-316	400	300	210	AMP04030	AMI04030	AMT04030	AMG210	AC04030R5
ASR0404021	400	400	210	AMP04040	AMI04040	AMT04040	AMG210	-
ASR0404021-316	400	400	210	AMP04040	AMI04040	AMT04040	AMG210	-
ASR0406021	400	600	210	AMP04060	AMI04060	AMT04060	AMG210	-
ASR0406021-316	400	600	210	AMP04060	AMI04060	AMT04060	AMG210	-
ASR0504021	500	400	210	AMP05040	AMI05040	AMT05040	AMG210	AC05040R5
ASR0504021-316	500	400	210	AMP05040	AMI05040	AMT05040	AMG210	AC05040R5
ASR0505021	500	500	210	AMP05050	AMI05050	AMT05050	AMG210	-
ASR0505021-316	500	500	210	AMP05050	AMI05050	AMT05050	AMG210	-
ASR0604021	600	400	210	AMP06040	AMI06040	AMT06040	AMG210	AC06040R5
ASR0604021-316	600	400	210	AMP06040	AMI06040	AMT06040	AMG210	AC06040R5
ASR0606021	600	600	210	AMP06060	AMI06060	AMT06060	AMG210	AC06060R5
ASR0606021-316	600	600	210	AMP06060	AMI06060	AMT06060	AMG210	AC06060R5
ASR0606030	600	600	300	AMP06060	AMI06060	AMT06060	AMG300	AC06060R5
ASR0606030-316	600	600	300	AMP06060	AMI06060	AMT06060	AMG300	AC06060R5
ASR0608030	600	800	300	AMP06080	AMI06080	AMT06080	AMG300	-
ASR0608030-316	600	800	300	AMP06080	AMI06080	AMT06080	AMG300	-
ASR0806021	800	600	210	AMP08060	AMI08060	AMT08060	AMG210	AC08060R5
ASR0806021-316	800	600	210	AMP08060	AMI08060	AMT08060	AMG210	AC08060R5
ASR0806030	800	600	300	AMP08060	AMI08060	AMT08060	AMG300	AC08060R5
ASR0806030-316	800	600	300	AMP08060	AMI08060	AMT08060	AMG300	AC08060R5
ASR0808030	800	800	300	AMP08080	AMI08080	AMT08080	AMG300	-
ASR0808030-316	800	800	300	AMP08080	AMI08080	AMT08080	AMG300	-
ASR1008030	1000	800	300	AMP10080	AMI10080	AMT10080	AMG300	AC10080R5
ASR1008030-316	1000	800	300	AMP10080	AMI10080	AMT10080	AMG300	AC10080R5
ASR1208030	1200	800	300	AMP12080	AMI12080	AMT12080	AMG300	-
ASR1208030-316	1200	800	300	AMP12080	AMI12080	AMT12080	AMG300	-
ASR1208040	1200	800	400	AMP12080	AMI12080	AMT12080	AMG400	-
ASR1208040-316	1200	800	400	AMP12080	AMI12080	AMT12080	AMG400	-
ASR1408040	1400	800	400	-	-	-	AMG400	-
ASR1408040-316	1400	800	400	-	-	-	AMG400	-

Accessories selection matrix I ASR

02

Wall Mounted Enclosures



Enclosure				Fixing			Protection
	H	W	D	Wall mounting brackets	Pole fixation	Plinth	Rainhood
ASR0182415	180	240	150	AWS41	-	-	-
ASR0182415-316	180	240	150	AWS41-316	-	-	-
ASR0242415	240	240	150	AWS41	-	-	-
ASR0242415-316	240	240	150	AWS41-316	-	-	-
ASR0243615	240	240	150	AWS41	-	-	-
ASR0243615-316	240	240	150	AWS41-316	-	-	-
ASR0302015	300	200	150	AWS41	-	-	-
ASR0302015-316	300	200	150	AWS41-316	-	-	-
ASR0362415	360	240	150	AWS41	-	-	-
ASR0362415-316	360	240	150	AWS41-316	-	-	-
ASR0403015	400	300	150	AWS41	EPF0300	-	-
ASR0403015-316	400	300	150	AWS41-316	EPF0300	-	-
ASR0403021	400	300	210	AWS41	EPF0300	-	-
ASR0403021-316	400	300	210	AWS41-316	EPF0300	-	-
ASR0404021	400	400	210	AWS41	EPF0400	-	ASST042
ASR0404021-316	400	400	210	AWS41-316	EPF0400	-	ASST042-316
ASR0406021	400	600	210	AWS41	EPF0600	-	ASST062
ASR0406021-316	400	600	210	AWS41-316	EPF0600	-	ASST062-316
ASR0504021	500	400	210	AWS41	EPF0400	-	ASST042
ASR0504021-316	500	400	210	AWS41-316	EPF0400	-	ASST042-316
ASR0505021	500	500	210	AWS41	EPF0500	-	-
ASR0505021-316	500	500	210	AWS41-316	EPF0500	-	-
ASR0604021	600	400	210	AWS41	EPF0400	-	ASST042
ASR0604021-316	600	400	210	AWS41-316	EPF0400	-	ASST042-316
ASR0606021	600	600	210	AWS41	EPF0600	-	ASST062
ASR0606021-316	600	600	210	AWS41-316	EPF0600	-	ASST062-316
ASR0606030	600	600	300	AWS41	EPF0600	MSVS1063	ASST063
ASR0606030-316	600	600	300	AWS41-316	EPF0600	MSVS1063-316	ASST063-316
ASR0608030	600	800	300	AWS41	EPF0800	MSVS1083	ASST083
ASR0608030-316	600	800	300	AWS41-316	EPF0800	MSVS1083-316	ASST083-316
ASR0806021	800	600	210	AWS41	EPF0600	-	ASST062
ASR0806021-316	800	600	210	AWS41-316	EPF0600	-	ASST062-316
ASR0806030	800	600	300	AWS41	EPF0600	MSVS1063	ASST063
ASR0806030-316	800	600	300	AWS41-316	EPF0600	MSVS1063-316	ASST063-316
ASR0808030	800	800	300	AWS41	EPF0800	MSVS1083	ASST083
ASR0808030-316	800	800	300	AWS41-316	EPF0800	MSVS1083-316	ASST083-316
ASR1008030	1000	800	300	AWS41	EPF0800	MSVS1083	ASST083
ASR1008030-316	1000	800	300	AWS41-316	EPF0800	MSVS1083-316	ASST083-316
ASR1208030	1200	800	300	AWS41	EPF0800	MSVS1083	ASST083
ASR1208030-316	1200	800	300	AWS41-316	EPF0800	MSVS1083-316	ASST083-316
ASR1208040	1200	800	400	AWS41	EPF0800	MSVS1084	ASST084
ASR1208040-316	1200	800	400	AWS41-316	EPF0800	MSVS1084-316	ASST084-316
ASR1408040	1400	800	400	AWS41	EPF0800	MSVS1084	ASST084
ASR1408040-316	1400	800	400	AWS41-316	EPF0800	MSVS1084-316	ASST084-316



Accessories selection matrix I ASR



Enclosure	Doors							
	H	W	D	180° hinges	Door stop	Door switch	Door mounting profiles	Door horizontal profiles
ASR0182415	180	240	150	MMHS02	ADO202S	ADSW01	-	-
ASR0182415-316	180	240	150	MMHS02	ADO202S	ADSW01	-	-
ASR0242415	240	240	150	MMHS02	ADO202S	ADSW01	-	-
ASR0242415-316	240	240	150	MMHS02	ADO202S	ADSW01	-	-
ASR0243615	240	240	150	MMHS02	ADO202S	ADSW01	-	-
ASR0243615-316	240	240	150	MMHS02	ADO202S	ADSW01	-	-
ASR0302015	300	200	150	MMHS02	ADO202S	ADSW01	-	-
ASR0302015-316	300	200	150	MMHS02	ADO202S	ADSW01	-	-
ASR0362415	360	240	150	MMHS02	ADO202S	ADSW01	-	-
ASR0362415-316	360	240	150	MMHS02	ADO202S	ADSW01	-	-
ASR0403015	400	300	150	MMHS02	ADO202S	ADSW01	MMDP040	DHP030
ASR0403015-316	400	300	150	MMHS02	ADO202S	ADSW01	MMDP040	DHP030
ASR0403021	400	300	210	MMHS02	ADO202S	ADSW01	MMDP040	DHP030
ASR0403021-316	400	300	210	MMHS02	ADO202S	ADSW01	MMDP040	DHP030
ASR0404021	400	400	210	MMHS02	ADO202S	ADSW01	MMDP040	DHP040
ASR0404021-316	400	400	210	MMHS02	ADO202S	ADSW01	MMDP040	DHP040
ASR0406021	400	600	210	MMHS02	ADO202S	ADSW01	MMDP040	DHP060
ASR0406021-316	400	600	210	MMHS02	ADO202S	ADSW01	MMDP040	DHP060
ASR0504021	500	400	210	MMHS02	ADO202S	ADSW01	MMDP050	DHP040
ASR0504021-316	500	400	210	MMHS02	ADO202S	ADSW01	MMDP050	DHP040
ASR0505021	500	500	210	MMHS02	ADO202S	ADSW01	MMDP050	DHP050
ASR0505021-316	500	500	210	MMHS02	ADO202S	ADSW01	MMDP050	DHP050
ASR0604021	600	400	210	MMHS02	ADO202S	ADSW01	MMDP060	DHP040
ASR0604021-316	600	400	210	MMHS02	ADO202S	ADSW01	MMDP060	DHP040
ASR0606021	600	600	210	MMHS02	ADO202S	ADSW01	MMDP060	DHP060
ASR0606021-316	600	600	210	MMHS02	ADO202S	ADSW01	MMDP060	DHP060
ASR0606030	600	600	300	MMHS02	ADO202S	ADSW01	MMDP060	DHP060
ASR0606030-316	600	600	300	MMHS02	ADO202S	ADSW01	MMDP060	DHP060
ASR0608030	600	800	300	MMHS02	ADO202S	ADSW01	MMDP060	DHP080
ASR0608030-316	600	800	300	MMHS02	ADO202S	ADSW01	MMDP060	DHP080
ASR0806021	800	600	210	MMHS02	ADO202S	ADSW01	MMDP080	DHP060
ASR0806021-316	800	600	210	MMHS02	ADO202S	ADSW01	MMDP080	DHP060
ASR0806030	800	600	300	MMHS02	ADO202S	ADSW01	MMDP080	DHP060
ASR0806030-316	800	600	300	MMHS02	ADO202S	ADSW01	MMDP080	DHP060
ASR0808030	800	800	300	MMHS02	ADO202S	ADSW01	MMDP080	DHP080
ASR0808030-316	800	800	300	MMHS02	ADO202S	ADSW01	MMDP080	DHP080
ASR1008030	1000	800	300	MMHS03	ADO202S	ADSW01	MMDP100	DHP080
ASR1008030-316	1000	800	300	MMHS03	ADO202S	ADSW01	MMDP100	DHP080
ASR1208030	1200	800	300	MMHS03	ADO202S	ADSW01	MMDP120	DHP080
ASR1208030-316	1200	800	300	MMHS03	ADO202S	ADSW01	MMDP120	DHP080
ASR1208040	1200	800	400	MMHS03	ADO202S	ADSW01	MMDP120	DHP080
ASR1208040-316	1200	800	400	MMHS03	ADO202S	ADSW01	MMDP120	DHP080
ASR1408040	1400	800	400	MMHS03	ADO202S	ADSW01	MMDP140	DHP080
ASR1408040-316	1400	800	400	MMHS03	ADO202S	ADSW01	MMDP140	DHP080

Accessories selection matrix I ASR

02

Wall Mounted Enclosures



Enclosure				Doors			
	H	W	D	Inner door	Glazed door	Glazed aluminium door	Padlocking
ASR0182415	180	240	150	-	-	-	PLC01
ASR0182415-316	180	240	150	-	-	-	PLC01
ASR0242415	240	240	150	-	-	-	PLC01
ASR0242415-316	240	240	150	-	-	-	PLC01
ASR0243615	240	240	150	-	-	-	PLC01
ASR0243615-316	240	240	150	-	-	-	PLC01
ASR0302015	300	200	150	-	-	-	PLC01
ASR0302015-316	300	200	150	-	-	-	PLC01
ASR0362415	360	240	150	-	ADCS03624	-	PLC01
ASR0362415-316	360	240	150	-	-	-	PLC01
ASR0403015	400	300	150	ADIS04030	ADCS04030	ADA04030	PLC01
ASR0403015-316	400	300	150	ADIS04030	-	ADA04030	PLC01
ASR0403021	400	300	210	ADIS04030	ADCS04030	ADA04030	PLC01
ASR0403021-316	400	300	210	ADIS04030	-	ADA04030	PLC01
ASR0404021	400	400	210	-	ADCS04040	ADA04040	PLC01
ASR0404021-316	400	400	210	-	-	ADA04040	PLC01
ASR0406021	400	600	210	-	ADCS04060	ADA04060	PLC01
ASR0406021-316	400	600	210	-	-	ADA04060	PLC01
ASR0504021	500	400	210	ADIS05040	ADCS05040	ADA05040	PLC01
ASR0504021-316	500	400	210	ADIS05040	-	ADA05040	PLC01
ASR0505021	500	500	210	ADIS05050	ADCS05050	-	PLC01
ASR0505021-316	500	500	210	ADIS05050	-	-	PLC01
ASR0604021	600	400	210	ADIS06040	ADCS06040	ADAB06040	PLC01
ASR0604021-316	600	400	210	ADIS06040	-	ADAB06040	PLC01
ASR0606021	600	600	210	ADIS06060	ADCS06060	ADAB06060	PLC01
ASR0606021-316	600	600	210	ADIS06060	-	ADAB06060	PLC01
ASR0606030	600	600	300	ADIS06060	ADCS06060	ADAB06060	PLC01
ASR0606030-316	600	600	300	ADIS06060	-	ADAB06060	PLC01
ASR0608030	600	800	300	-	ADCS06080	ADAB06080	PLC01
ASR0608030-316	600	800	300	-	-	ADAB06080	PLC01
ASR0806021	800	600	210	ADIS08060	ADCS08060	ADAB08060	PLC01
ASR0806021-316	800	600	210	ADIS08060	-	ADAB08060	PLC01
ASR0806030	800	600	300	ADIS08060	ADCS08060	ADAB08060	PLC01
ASR0806030-316	800	600	300	ADIS08060	-	ADAB08060	PLC01
ASR0808030	800	800	300	-	ADCS08080	-	PLC01
ASR0808030-316	800	800	300	-	-	-	PLC01
ASR1008030	1000	800	300	ADIS10080	ADCS10080	ADAB10080	PLC01
ASR1008030-316	1000	800	300	ADIS10080	-	ADAB10080	PLC01
ASR1208030	1200	800	300	ADIS12080	ADCS12080	ADAB12080	PLC01
ASR1208030-316	1200	800	300	ADIS12080	-	ADAB12080	PLC01
ASR1208040	1200	800	400	ADIS12080	ADCS12080	ADAB12080	PLC01
ASR1208040-316	1200	800	400	ADIS12080	-	ADAB12080	PLC01
ASR1408040	1400	800	400	-	ADCS14080	-	PLC01
ASR1408040-316	1400	800	400	-	-	-	PLC01

