

Wall Mounted Enclosures
Steel Range | Mild Steel
Panel | MAP

IP 66 | TYPE 4, 12, 13 | IK 10



Material:

Body: 1.5 mm mild steel. Gland plate: 1.4 mm mild steel. Door: 1.5 mm mild steel MAP0306030R5 / 2 mm MAP0308030R5 and above. Mounting plate: 2 mm galvanized steel.

Body:

Folded and seam welded. Four 8.5 mm diameter holes for wall fixing pressed out in 20.4 mm diameter x 2 mm depressions to allow air circulation around the rear part of the enclosure.

Front panel:

Surface mounted with 130° opening. Concealed removable hinges with captive pin. Hinges can be mounted to allow top or bottom opening. Mechanical door stop keeps the panel open. One removable mounting profile on the hinge side. Sealing is ensured by an extruded one piece polyurethane gasket.

Lock:

Customised lock with double-bit for easy opening of the panel. Double-bit 3 mm insert and 90° movement. Other inserts are available as an accessory.

Mounting plate:

The mounting plate is marked vertically at 10 mm intervals for easy horizontal positioning of equipment. On the top and bottom there are holes to facilitate cable fixing. Fixed onto M8 press welded studs to the rear of the enclosure. All sides from 800 mm and above are strengthened by folded edges.

Gland Plate Opening:

In top and bottom. Situated at the far rear of the enclosure to make cabling onto the mounting plate easier. Gland plates (AF) and gaskets (AG) are not included. If the MAP panel is to be combined to an MAS or MAD enclosure, then the gland plate from the MAS/MAD enclosure can be used with the MAP panel.

Protection:

Mounted stand alone complies with IP 66 | TYPE 4, 12, 13 | IK 10, as long as you mount the gland plate(s) and gasket(s), supplied as an accessory. Combined with MAS or MAD complies with IP 55 | TYPE 12.

Approvals:

CE, CSA, GOST, Kema Keur, Lloyds shipping, cULus_listed.

Finish:

RAL 7035 structured powder coating.

Delivery:

Enclosure with panel and one panel mounting profile. Plastic double-bit 3 mm key and mounting accessories. Earthing facilities.



Dimensional table | MAP

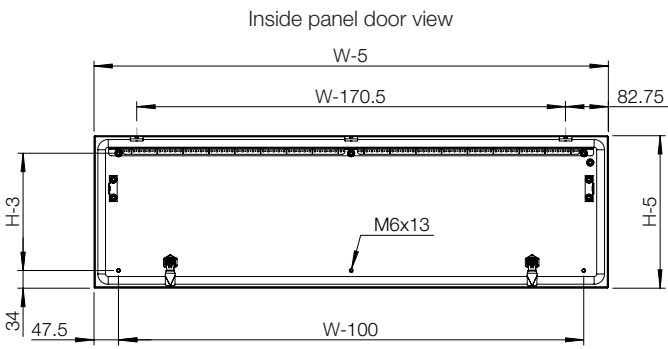
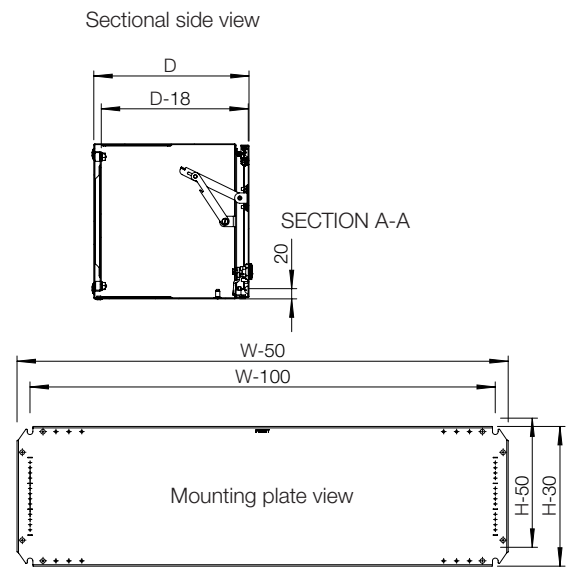
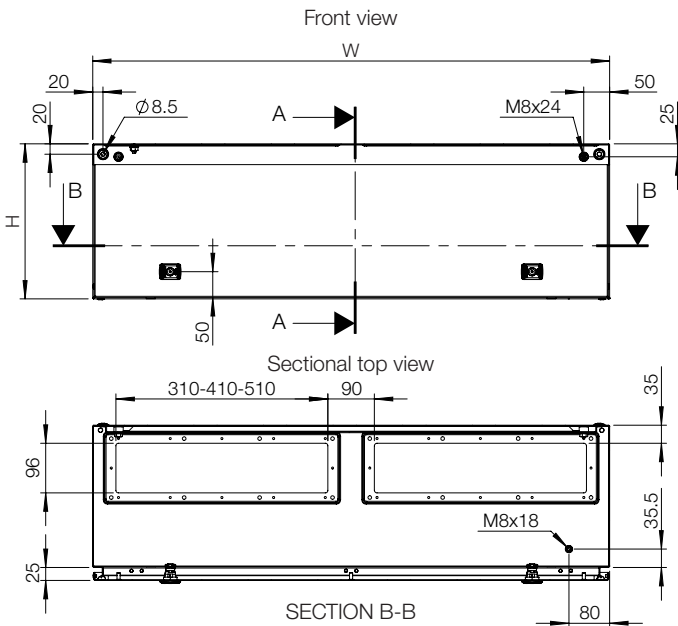
IP 66 | TYPE 4, 12, 13 | IK 10

With mounting plate

Enclosure dimensions			Mounting plate dimensions		Usable depth	Gland plate			N° of locks	Item no.
H	W	D	h	w	d	Size	Type	Openings		
300	600	300	270	550	282	510 × 96	4	1 + 1	2	MAP0306030R5
300	800	300	270	750	282	310 × 96	2	2 + 2	2	MAP0308030R5
300	1000	300	270	950	282	410 × 96	3	2 + 2	2	MAP0310030R5
300	1200	300	270	1150	282	510 × 96	4	2 + 2	2	MAP0312030R5






Without mounting plate







Enclosure dimensions			Gland plate			N° of locks	Item no.
H	W	D	Size	Type	Openings		
300	600	300	510 × 96	4	1 + 1	2	MAP0306030PER5
300	800	300	310 × 96	2	2 + 2	2	MAP0308030PER5
300	1000	300	410 × 96	3	2 + 2	2	MAP0310030PER5
300	1200	300	510 × 96	4	2 + 2	2	MAP0312030PER5



Accessories selection matrix | MAP

								
Enclosure	H	W	D	Mounting		Doors		Protection
				Steel mounting plate	Padlocking	Door switch	Rainhood	
MAP0306030R5	300	600	300	AMP03060	PLC01	ADSW01	ARF06030R5	
MAP0308030R5	300	800	300	AMP03080	PLC01	ADSW01	ARF08030R5	
MAP0310030R5	300	1000	300	AMP03100	PLC01	ADSW01	ARF10030R5	
MAP0312030R5	300	1200	300	AMP03120	PLC01	ADSW01	ARF12030R5	

									
Enclosure	H	W	D	Fixing					
				Wall mounting brackets	Pole fixation	Front/rear plinths (100 mm height)	Side plinths (100 mm height)	Front/rear plinths (200 mm height)	Side plinths (200 mm height)
MAP0306030R5	300	600	300	AW41	EPF0600	P1060	PA1030	P2060	PA2030
MAP0308030R5	300	800	300	AW41	EPF0800	P1080	PA1030	P2080	PA2030
MAP0310030R5	300	1000	300	AW41	-	P1100	PA1030	P2100	PA2030
MAP0312030R5	300	1200	300	AW41	-	P1120	PA1030	P2120	PA2030

									
Enclosure	H	W	D	Gland plates					
				Standard gland plate	Ventilated gland plate	Ventilated gland plate with fly-net	Ventilated gland plate with filter	Ventilated gland plate	Gland plate with knock-outs
MAP0306030R5	300	600	300	AF04R5	AFR04R5	AFG04R5	AFV04R5	AFA04R5	AFK41R5/AFK42R5
MAP0308030R5	300	800	300	AF02R5	AFR02R5	AFG02R5	AFV02R5	AFA02R5	AFK21R5/AFK22R5
MAP0310030R5	300	1000	300	AF03R5	AFR03R5	AFG03R5	AFV03R5	AFA03R5	AFK31R5/AFK32R5
MAP0312030R5	300	1200	300	AF04R5	AFR04R5	AFG04R5	AFV04R5	AFA04R5	AFK42R5/AFK41R5