



Comfort Panel Page 124 **Optipanel** Page 126 **Compact Panel** Page 133 **Operating housing with handle strips** Page 130

The right system to suit any application:

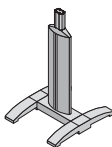
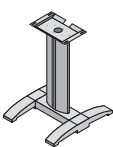
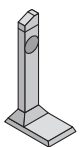
- A range of design variants
- Weight load from 15 – 25 kg
- Reliable protection of cable management

Colour:
– RAL 7035

Technical details:
Available on the Internet

Photo shows a configuration example with equipment not included in the scope of supply

Pedestal, complete

				
Weight capacity kg	25	25	15	Page
Model No.	6106.300	6141.200	6135.000	
Width mm	600	600	360	
Height mm	1093	946	995	
Depth mm	660	660	500	
Supply includes				
Cross member	■	■	–	
Base plate	–	–	■	
Support section	■	–	■	
Vertical aluminium panel moulding, may be opened	■	■	–	
Worktop attachment	–	■	–	
Accessories				
Twin castors	6148.000, 7495.000	6148.000, 7495.000	–	522
Levelling feet	4612.000	4612.000	–	521
Base mounting bracket	6147.000	6147.000	–	167
Trim panel for pedestal	6144.100	6144.100	–	167
Attachment CP 60, for support arm connection Ø 130 mm	6206.320	–	–	147
Attachment CP 60, for support arm connection □ 120 x 65 mm	6206.360	–	–	147
Coupling CP 60, for support arm connection Ø 130 mm	6206.300	–	–	147
Coupling CP 60, for support arm connection □ 120 x 65 mm	6206.340	–	–	147
Worktop without handle ¹⁾	–	6902.310	–	

¹⁾ W x H x D 950 x 38 x 600 mm