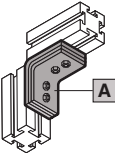
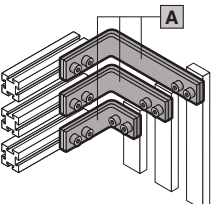
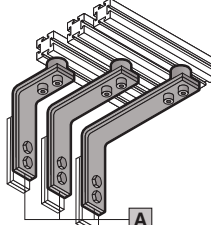
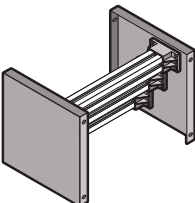


Busbar systems Maxi-PLS

System components

| Connection system | | Maxi-PLS 1600/2000 | | Maxi-PLS 3200 | | Page | | | | | |
|--|--|--------------------|------------------------------|------------------------------|------------------------------|--------------------------|-----------------|--------------------------|-----------------|----------------------------|-----|
| | | Model No. SV | | Model No. SV | | | | | | | |
|  | A Corner bracket E-Cu for connecting horizontal Maxi-PLS busbar systems in the roof/base section to vertical busbar systems, for 90° connection of two Maxi-PLS busbars in the rear section. May be used for individual installation. | | | | | | | | | | |
| | For Maxi-PLS | Packs of | 3/4-pole | | 3/4-pole | | | | | | |
| | Number of brackets per phase | | 1600 | 2000 | 3200 | | | | | | |
| | Model No. SV | 1 | 9640.705¹⁾ | 9640.700¹⁾ | 9650.700²⁾ | | | | | | |
| ¹⁾ Also required: 4 sliding blocks 9640.980 per corner bracket. ²⁾ Also required: 4 sliding blocks 9650.990 per corner bracket. | | | | | | | | | | | |
|  | A Connection kits for busbar riser. For connecting horizontal Maxi-PLS busbar systems in the rear section to vertical busbar systems. | | | | | | | | | | |
| | For enclosure depth mm | | Number of brackets per phase | Packs of | 1600 | | 2000 | | 3200 | | |
| | 600 | 800 | | | 3-pole | 4-pole | 3-pole | 4-pole | 3-pole | 4-pole | |
| | ■ | ■ | 2 | 1 set | 9660.318 | 9660.318+9660.319 | - | - | - | - | |
| | ■ | ■ | 3 | 1 set | - | - | 9660.313 | 9660.313+9660.314 | - | - | |
| | ■ | - | 3 | 1 set | - | - | - | - | 9660.363 | - | |
| | - | ■ | 3 | 1 set | - | - | - | - | 9660.368 | 9660.368 + 9660.369 | |
| | Also required: | Sliding blocks | | 15 | 9640.980 | 9640.980 | 9640.980 | 9640.980 | 9650.990 | 9650.990 | 329 |
| | | Threaded bolts | | 8 | 9676.972 | 9676.972 | 9676.973 | 9676.973 | 9676.983 | 9676.983 | 329 |
| | | Required quantity | | | 12 | 16 | 12 | 16 | 12 | 16 | |
|  | A T-connector kits for Maxi-PLS/RiLine60 busbar systems. For connecting horizontal Maxi-PLS main busbar systems to vertical RiLine60 distribution busbar systems in the modular outgoing section, including assembly parts. | | | | | | | | | | |

| Main busbar system Maxi-PLS | | | | | | | | Maxi-PLS 1600/2000 | | Maxi-PLS 3200 | | |
|---|--|--|--|-----------------|-------------|-------------|--------|--------------------|-----------------|-----------------|-----------------|-----------------|
| | | | | | | | | Model No. SV | | Model No. SV | | |
| Maxi-PLS In the roof/ base section | Maxi-PLS In the rear section top/ bottom | Distribution busbar system | | Enclosure depth | | Packs of | 3-pole | 4-pole | 3-pole | 4-pole | | |
| | | Behind the compartment 30 x 10/5 mm | Inside the compartment PLS 1600 | 30 x 10/5 mm | PLS 1600 | | | | | | 600 | 800 |
| ■ | - | ■ | - | - | - | ■ | ■ | 1 set | 9675.303 | 9675.304 | - | - |
| ■ | - | ■ | - | - | - | ■ | - | 1 set | - | - | 9675.311 | - |
| ■ | - | ■ | - | - | - | - | ■ | 1 set | - | - | 9675.313 | 9675.314 |
| ■ | - | - | ■ | - | - | ■ | ■ | 1 set | 9675.306 | 9675.307 | - | - |
| ■ | - | - | ■ | - | - | ■ | - | 1 set | - | - | 9675.315 | - |
| - | - | - | ■ | - | - | - | ■ | 1 set | - | - | 9675.316 | 9675.317 |
| ■ | - | - | - | ■ | - | ■ | - | 1 set | 9675.321 | 9675.322 | 9675.331 | - |
| ■ | - | - | - | ■ | - | - | ■ | 1 set | 9675.323 | 9675.324 | 9675.333 | 9675.334 |
| ■ | - | - | - | - | ■ | - | ■ | 1 set | 9675.325 | 9675.328 | 9675.335 | - |
| ■ | - | - | - | - | ■ | - | ■ | 1 set | 9675.326 | 9675.327 | 9675.336 | 9675.337 |
| - | ■ | ■ | - | - | - | ■ | ■ | 1 set | 9675.343 | 9675.344 | - | - |
| - | ■ | ■ | - | - | - | ■ | ■ | 1 set | - | - | 9675.353 | 9675.354 |
| - | ■ | - | ■ | - | - | ■ | ■ | 1 set | 9675.346 | 9675.347 | - | - |
| - | ■ | - | ■ | - | - | - | ■ | 1 set | - | - | 9675.356 | 9675.357 |
| - | ■ | - | - | ■ | - | ■ | - | 1 set | 9675.361 | 9675.362 | - | - |
| - | ■ | - | - | ■ | - | - | ■ | 1 set | 9675.363 | 9675.364 | 9675.373 | 9675.374 |
| - | ■ | - | - | - | ■ | ■ | - | 1 set | 9675.365 | 9675.368 | - | - |
| - | ■ | - | - | - | ■ | - | ■ | 1 set | 9675.366 | 9675.367 | 9675.376 | 9675.377 |

| | | | | | | | |
|---|--|--|----------|--------------------|--------|---------------|--------|
|  | Compact infeed for Maxi-PLS busbar 1600/2000 For individual use as a 3-pole cable connection bar system. Direct mounting on the mounting plate or punched section without mounting flange. | | Packs of | Maxi-PLS 1600/2000 | | Maxi-PLS 3200 | |
| | | | | 3-pole | 4-pole | 3-pole | 4-pole |
| | | | 1 set | 9660.980 | - | - | - |