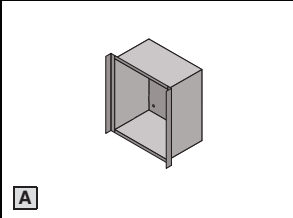



# Cover systems

## Form 1



### Device module

For use in air circuit breaker outgoing/incoming sections with a minimum depth of 600 mm. The removable mounting plate may be used for the configuration e.g. of fuses, power circuit-breakers and switchgear.

#### Material:

- Side parts, centre parts: Sheet steel
- Mounting plate: Sheet steel, zinc-plated
- Front panel: Aluminium, anodised

#### Colour:

Side parts, centre parts: RAL 7035

#### Supply includes:

- 2 side parts
- 2 centre parts
- Connector parts
- Mounting plate
- Optional front panel

#### Note:

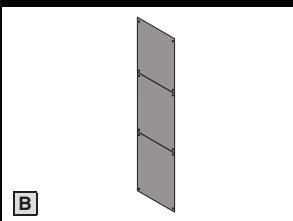

Please observe the manufacturer-specific data regarding the arcing space of air circuit-breakers.

Design of front panel	For enclosure width mm		Mounting plate		Packs of	Model No. SV	Page
	600	800	Width mm	Height mm			
without	■	-	420	250	1	<b>9660.700</b>	
	-	■	620	250	1	<b>9660.710</b>	
vertically hinged	■	-	420	250	1	<b>9660.760</b>	
	-	■	620	250	1	<b>9660.770</b>	

#### Also required

Mounting bracket <sup>1)</sup>	24	9660.090	344
--------------------------------	----	----------	-----

<sup>1)</sup> 4 mounting brackets are required to attach a device module.



### Contact hazard protection cover

#### For SV-TS 8 enclosures with air circuit-breaker

To cover incoming and outgoing sections and NH slimline fuse-switch disconnectors with the Maxi-PLS busbar system in the rear enclosure section so that they are safe from finger contact (IP 2X).

#### Material:

Sheet steel

#### Colour:

RAL 7035

#### Supply includes:

3 front covers

#### Note:

- Cut-outs for air circuit-breakers must be provided by the customer.
- SV-TS 8 enclosures, see page 84.

For 1-door enclosures							
Width mm		Height mm	Device module version		Packs of	Model No. SV	Page
600	800		with	without			
■	-	2000	■	-	1 set	<b>9660.280</b>	
■	-	2000	-	■	1 set	<b>9660.780</b>	
-	■	2000	■	-	1 set	<b>9660.380</b>	
-	■	2000	-	■	1 sets	<b>9660.880</b>	

#### Also required

Mounting bracket <sup>1)</sup>	24	9660.090	344
--------------------------------	----	----------	-----

For 3-door enclosures							
Width mm		Height mm	Device module version		Packs of	Model No. SV	Page
600	800		with	without			
■	-	2000	■	-	1 set	<b>9660.290<sup>2)</sup></b>	
■	-	2000	-	■	1 set	<b>9660.790</b>	
-	■	2000	■	-	1 set	<b>9660.390<sup>2)</sup></b>	
-	■	2000	-	■	1 set	<b>9660.890</b>	

#### Also required

Mounting bracket <sup>1)</sup>	24	9660.090	344
--------------------------------	----	----------	-----

<sup>1)</sup> 12 mounting brackets are required to attach the contact hazard protection cover plates.

<sup>2)</sup> Including trim panel