

# OM adaptors



**Busbar system** Page 212 **Connection adaptors** Page 216 **Fuse elements** Page 236 **Allocation of switchgear** Page 231

**Material:**

- Polyamide (PA 6.6)
- Fire protection corresponding to UL 94-V0







**Technical details:**

Available on the Internet

**Colour:**

- Chassis: RAL 7035

## Rated current max. 32 A, with tension spring clamp

								
Rated current max. A	Packs of	32	32	32	32	32	32	Page
Rated operating voltage V, ~		690, 3~	690, 3~	690, 3~	690, 3~	690, 3~	690, 3~	
Number of poles		3-pole	3-pole	3-pole	3-pole	3-pole	3-pole	
Connection of round conductors mm <sup>2</sup>		1.5 - 6	1.5 - 6	1.5 - 6	1.5 - 6	1.5 - 6	1.5 - 6	
With support frame mm		-	-	45 x 170	45 x 170	45 x 237	55 x 170	
With support frame support		-	-	-	-	■	-	
With PinBlock		-	-	-	■	-	-	
Support rails Qty/height mm		1 / 10	2 / 10	1 / 10	1 / 10	2 / 10	1 / 10	
Support rail version		TS 45C	TS 45D	TS 45C	TS 45C	TS 45D TS 45D-V	TS 55D	
Width mm		45	45	45	45	45	55	
Height mm		208	208	208	208	272	208	
For bar systems with centre-to-centre spacing mm		60	60	60	60	60	60	
For bar thickness mm		5/10	5/10	5/10	5/10	5/10	5/10	
<b>Model No.</b>	1 pc(s).	<b>9340.510</b>	<b>9340.520</b>	<b>9340.530</b>	<b>9340.550</b>	<b>9340.560</b>	<b>9340.660</b>	
<b>Accessories</b>								
Cable set		see page	see page	see page	see page	see page	see page	260
Twin cords		-	-	-	-	-	-	
Connection pin	20 pc(s).	9340.280	9340.280	9340.280	9340.280	9340.280	9340.280	260
Insert strip	2 pc(s).	9340.290	9340.290	9340.290	9340.290	9340.290	9340.290	259
Support rails		from page	from page	from page	from page	from page	from page	259
OM supports		see page	see page	see page	see page	see page	see page	225
PinBlock	5 pc(s).	-	-	9342.800	9342.800	9342.800	9342.810	260