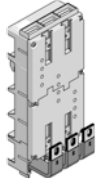
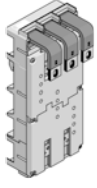
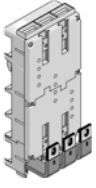
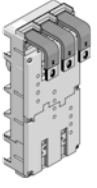


# Circuit-breaker component adaptors

Rated current max. 400 – 630 A, 3-pole

						
Rated current max. A	Packs of	400	400	630	630	Page
Rated operating voltage V, ~		690, 3~	690, 3~	690, 3~	690, 3~	
Number of poles		3-pole	3-pole	3-pole	3-pole	
Cable outlet		Top	Bottom	Top	Bottom	
Type of connection		–	–	–	–	
Connection of round conductors		–	–	–	–	
Clamping area for laminated copper bars, W x H		–	–	–	–	
For switchgear make (model)		Eaton (NZM3, NZM3 UL/400 A) Mitsubishi (NF400-SEW/HEW/REW) Schneider Electric (NS(X)400, NSJ400) Siemens (VL400, VL400X UL, VL400 UL) Terasaki (E400, S400, H400, L400)	Eaton (NZM3, NZM3 UL/400 A) Mitsubishi (NF400-SEW/HEW/REW) Schneider Electric (NS(X)400, NSJ400) Siemens (VL400, VL400X UL, VL400 UL) Terasaki (E400, S400, H400, L400)	ABB (S5, T5, T5 UL) Allen Bradley (140U-L) Eaton (NZM3, NZM3 UL/630 A) Mitsubishi (NF630-SEW/HEW/REW) OEZ (BH630N, BH630S) Schneider Electric (NS(X)630, NSJ600) Siemens (VL630, 3VT3, 3V10 73, 3RV13 73, 3RV13 74) Terasaki (E630, S630)	ABB (S5, T5, T5 UL) Allen Bradley (140U-L) Eaton (NZM3, NZM3 UL/630 A) Mitsubishi (NF630-SEW/HEW/REW) OEZ (BH630N, BH630S) Schneider Electric (NS(X)630, NSJ600) Siemens (VL630, 3VT3, 3V10 73, 3RV13 73, 3RV13 74) Terasaki (E630, S630)	
Width mm		140	140	140	140	
Height mm		345	345	345	345	
Approvals		–	–	–	–	
For bar systems with centre-to-centre spacing mm		60	60	60	60	
For bar thickness mm		5/10	5/10	5/10	5/10	
<b>Model No.</b>	1 pc(s).	<b>9345.720</b>	<b>9345.730</b>	<b>9345.700</b>	<b>9345.710</b>	
<b>Product-specific supply scope</b>						
Connection straps		■	■	■	■	
Sliding blocks		■	■	■	■	
<b>Accessories</b>						
Support rails 35 x 15 mm		–	–	–	–	
Sliding blocks		–	–	–	–	
Connection bracket		–	–	–	–	
Insert strip	4 pc(s).	9342.720	9342.720	9342.720	9342.720	261